

# Site Focal Point Self-Reporting

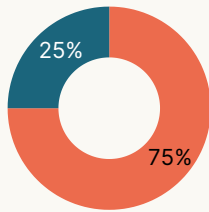
## GAZA RESPONSE

3 June 2025

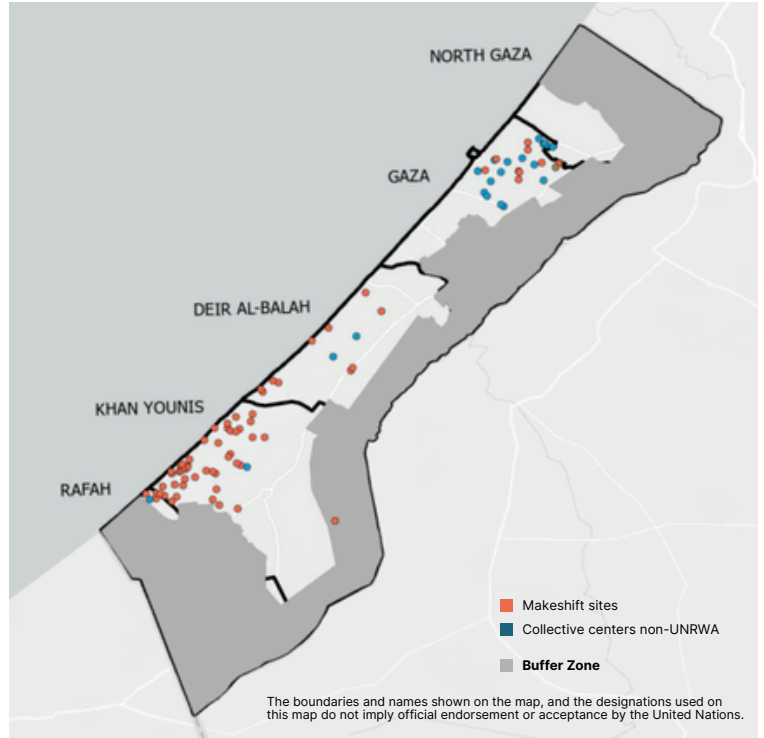
### GENERAL INFORMATION

- Reporting Period: **22.05.2025 - 29.05.2025**
- Number of Sites: **92**
- Total Individuals: **158,326**  
Total Households: **31,307**
- Sites with arrivals: **96%**
- Inactive Sites: **0**

#### Distribution of Site Types Covered

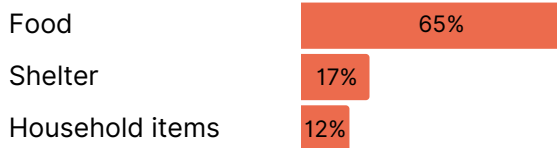


- Makeshift sites
- Collective centers non-UNRWA



### KEY PRIORITY NEEDS

#### Top 3 Most Reported First-Priority Needs



#### METHODOLOGY:

Site Focal Points provide real-time updates through the online Zite Manager form whenever a site experiences a shift of 10 or more households, or when population needs change. These submissions are then reviewed and analyzed by the Information Management team of the Site Management Cluster (SMC). This snapshot reflects only the sites reached by the SMC; some areas may be under-reported due to connectivity challenges, ongoing displacement, or the absence of identified site focal points.

### SITE LEVEL POPULATION MOVEMENTS

- In the majority of sites (**96%**) focal points reported people were **arriving to the site**. On average, focal points reported **206 individuals** (45 households) arrived to the site in the past 7 days.
- In **3%** of the sites, focal points reported people were **leaving**. On average, **150 individuals** (30 households) left the site in the past 7 days.
- In **2%** of the sites, focal points reported **no population changes** in the past 7 days.

