






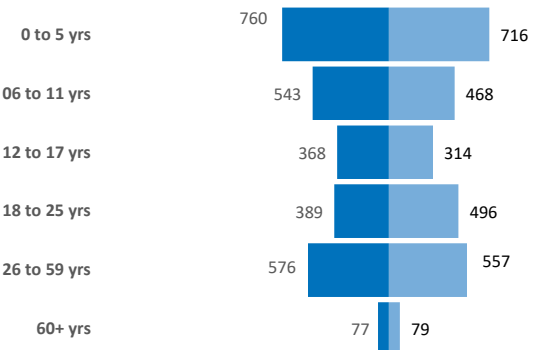
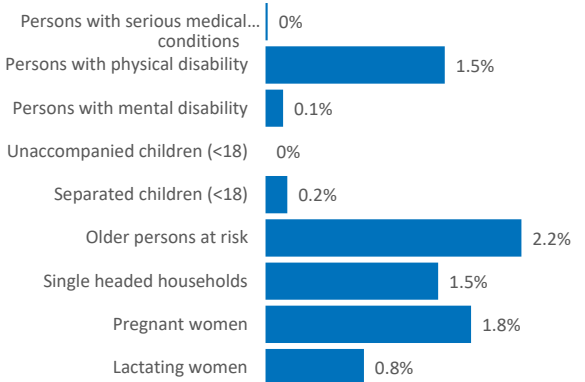


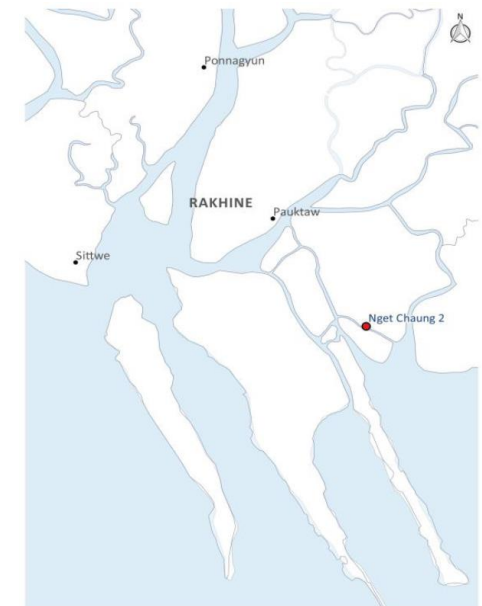
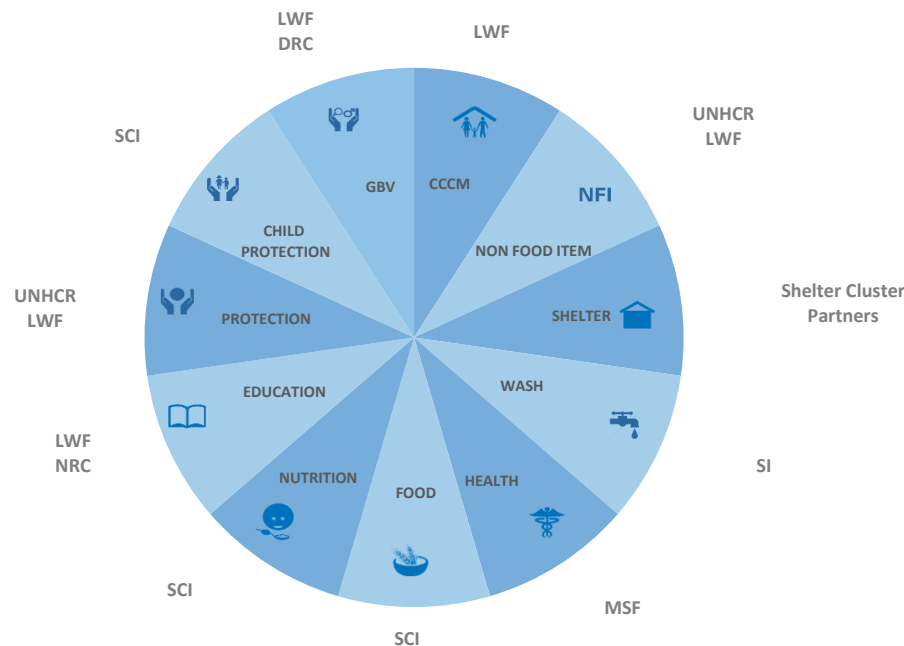
Camp details	Key Figures	Age gender breakdown	Persons with specific needs
Camp Management Agency LWF  PCode: MMR012CMP017 Latitude: 20.078423 Longitude: 93.151793 Village Tract: Pon Nar Gyi Village: Cha Eik	People  5,343 Household  1,067 Children  59% Elderly  3%	49% of the IDPs are female  2713  2630 	8% of individuals have been identified with a vulnerability 

Contacts	Overview of Service Provision	Map
----------	-------------------------------	-----

Jacqueline Julca Herrera
National CCCM/Shelter Cluster Coordinator
julca@unhcr.org

Bal Chaudhary
Camp Coordinator
bal.chaudhary@lutheranworld.org

Tin Moe Htwe
Data Management Associate
htwe@unhcr.org



	Cluster/Sector	Indicators	Target	Achieved	Service Provider(s)
	CCCM	Average camp area per person	30 m2	<div><div></div></div> 6	LWF
		# of Committees/Community Groups receiving trainings and/or participating in CCCM meetings	-	<div><div></div></div> 4	
		Average # of monthly recreational activities	-	<div><div></div></div> 3	
		Inclusive support group for women's & girls	-	<div><div></div></div> Yes	
		Inclusive support group for youth and adolescent	-	<div><div></div></div> Yes	
		Inclusive support group for elderly	-	<div><div></div></div> Yes	
	Shelter	% of shelter units with 6 persons or less	100%	<div><div></div></div> 72%	Shelter Cluster Partners
		% of temporary shelters reconstructed or repaired within the last 2 years	100%	<div><div></div></div> 29%	
	Non Food Item	# of months since last NFI distribution	Annually	<div><div></div></div> 16	UNHCR, LWF
	Education	% of children in TLS who attend more than 75% of school days per month	100%	<div><div></div></div> 75%	LWF, NRC
		Student-volunteer teacher ratio	40:1	<div><div></div></div> 45:1	
	Protection	Presence of a complaints & feedback mechanisms	Yes	<div><div></div></div> Yes	UNHCR, LWF
		# of PSN who received NFIs (3mths / Cumulative)	-	0	
		Presence of case management system (not SGVB or CP)	Yes	<div><div></div></div> No	
	Child Protection	# of children in need benefitting from PSS through activities in CFSs & adolescent programming	-	<div><div></div></div> 204	SCI
		Presence of an on-site child protection service provider	Yes	<div><div></div></div> Yes	
	GBV	Presence of an on-site GBV service provider	Yes	<div><div></div></div> Yes	LWF, DRC
		% of HHs reached by outreach workers	40%	<div><div></div></div> 1%	
		Presence of case management system	Yes	<div><div></div></div> Yes	
	Food	Female participation on FMC (Food Management Committee)	Yes	<div><div></div></div> No	SCI
		% of beneficiaries with access to food aid in the previous 3 months	100%	<div><div></div></div> 96%	
	Nutrition	Coverage of Severe Acute Malnutrition (SAM)	>90%	<div><div></div></div> 100%	SCI
		Coverage of Moderate Acute Malnutrition (MAM)	>90%	<div><div></div></div> 100%	
	Health	# of days per week of open clinic	5	<div><div></div></div> 2	MSF
		# of hours per day of open clinic	6	<div><div></div></div> 3	
		# of patients assisted with consultation	-	1619	
		Presence of medical doctor at clinic	Yes	<div><div></div></div> Yes	
	WASH	# of people per functioning latrine	20	<div><div></div></div> 29	SI
		Liters per person per day (estimate)	>15 liters	<div><div></div></div> >15 liters	
		% of HHs receiving WASH consumables for last month	100%	<div><div></div></div> 100%	
		Frequency of solid waste disposal	weekly	<div><div></div></div> > 2 weeks	

Indicators reference



Target reached



Partially reached



Not reached