

Monthly Displacement Updates - August 2023



Camps Population

1.97 M

Number of IDP population in IDP sites registered in ISIMM



Recent Displacements*

6,951

+100 compared to the previous month



IDP Returnees

1,812

+590 compared to the previous month

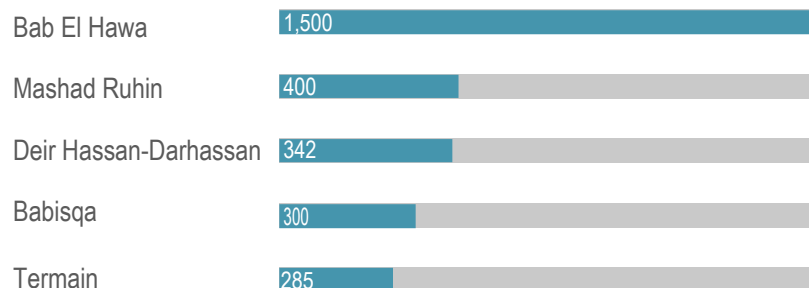
This report covers northwest Syria region for the period from 01/08/2023 to 31/08/2023. Data was collected from 893 accessible communities in both Greater Idlib and Northern Aleppo governorates through KIs. The KI groups consists of 3 members.

Disclaimer:

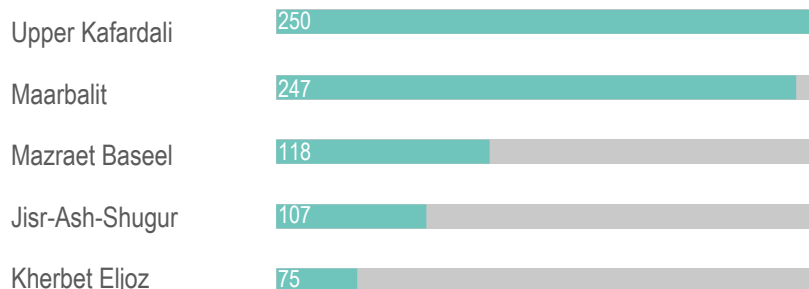
1.Displacements in north-west Syria (NWS) is highly fluid; IDP figures are rapidly changing due to dynamic environment and movements between sites and communities.CCCM will continue updating figures- monthly.

2.Returnees: refer to internal IDP movements from displacement sites to their homes or habitual residences in NWS.

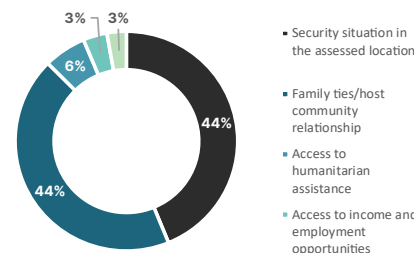
Top Arrival Communities



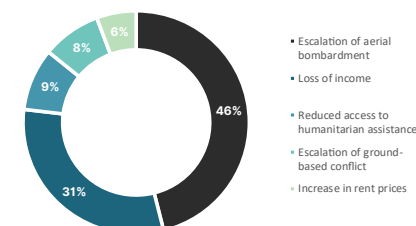
Top Returnee Destinations (Communities)



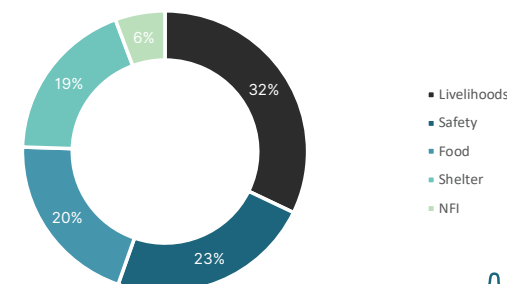
The most common pulling factors for new arrivals



The most common reasons as push factors



Priority Needs (for new arrivals)



* This figures reflect the number of movements in August 2023, noting that individuals may have been exposed to multiple displacements, for that reason moving may vary.