








CCCM Camp Profile | Thae Chaung Camp

Sittwe | Rakhine State

Q1 (Jan-Mar 2023)

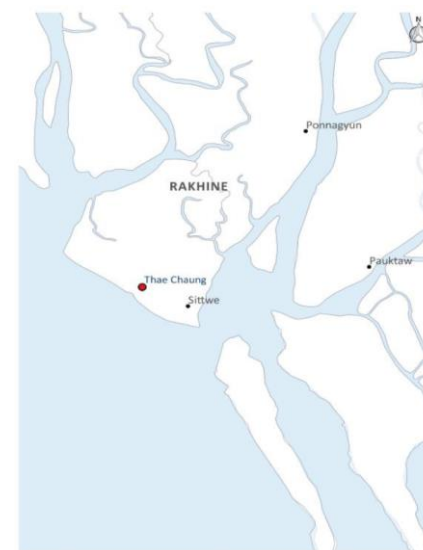
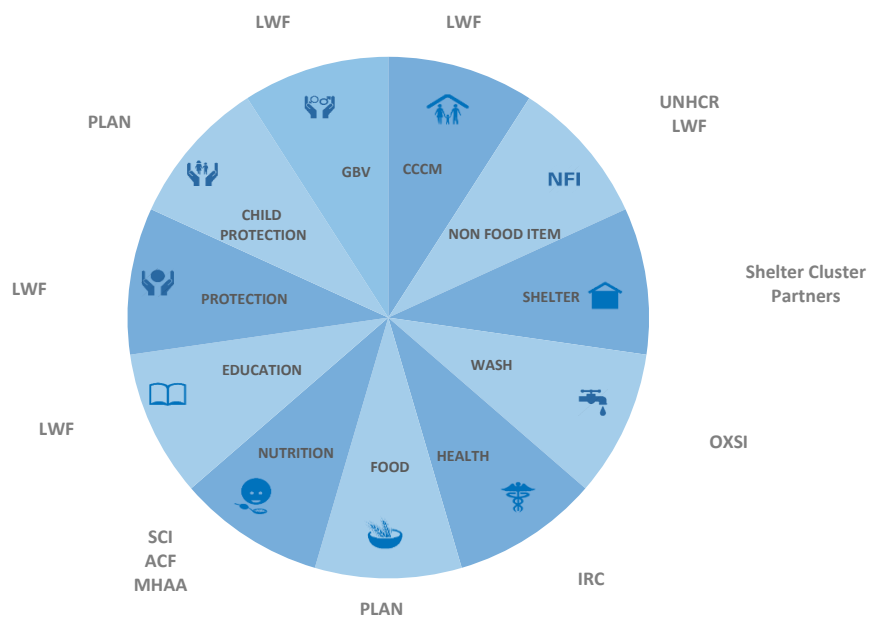
Camp details		Key Figures		Age gender breakdown		Persons with specific needs	
Camp Management Agency		People		50% of the IDPs are female		11% of individuals have been identified with a vulnerability	
LWF	 LWF		13,135		6532		6603
PCode:	MMR012CMP046	Household					
			2,042				
Latitude:	20.1585	Children					
			46%				
Longitude:	92.839417	Elderly					
			5%				
Village Tract:	Bu May						
Village:	Thea Chaung						











Contacts	Overview of Service Provision	Map
----------	-------------------------------	-----

Jacqueline Julca Herrera
National CCCM/Shelter Cluster Coordinator
julca@unhcr.org




Bal Chaudhary
Camp Coordinator
bal.chaudhary@lutheranworld.org

Tin Moe Htwe
Data Management Associate
htwe@unhcr.org



	Cluster/Sector	Indicators	Target	Achieved	Service Provider(s)
	CCCM	Average camp area per person	30 m2	<div></div> 7	LWF
		# of Committees/Community Groups receiving trainings and/or participating in CCCM meetings	-	<div></div> 7	
		Average # of monthly recreational activities	-	<div></div> 3	
		Inclusive support group for women's & girls	-	<div></div> Yes	
		Inclusive support group for youth and adolescent	-	<div></div> Yes	
		Inclusive support group for elderly	-	<div></div> Yes	
			Shelter	% of shelter units with 6 persons or less	
% of temporary shelters reconstructed or repaired within the last 2 years	100%			<div></div> 0%	
NFI	Non Food Item	# of months since last NFI distribution	Annually	<div></div> 15	UNHCR, LWF
	Education	% of children in TLS who attend more than 75% of school days per month	100%	<div></div> 85%	LWF
		Student-volunteer teacher ratio	40:1	<div></div> 51:1	
	Protection	Presence of a complaints & feedback mechanisms	Yes	<div></div> Yes	LWF
		# of PSN who received NFIs (3mths / Cumulative)	-	0	
		Presence of case management system (not SGVB or CP)	Yes	<div></div> No	
	Child Protection	# of children in need benefitting from PSS through activities in CFSs & adolescent programming	-	<div></div> 0	PLAN
		Presence of an on-site child protection service provider	Yes	<div></div> No	
	GBV	Presence of an on-site GBV service provider	Yes	<div></div> Yes	LWF
		% of HHs reached by outreach workers	40%	<div></div> 0%	
		Presence of case management system	Yes	<div></div> Yes	
	Food	Female participation on FMC (Food Management Committee)	Yes	<div></div> Yes	PLAN
		% of beneficiaries with access to food aid in the previous 3 months	100%	<div></div> 100%	
	Nutrition	Coverage of Severe Acute Malnutrition (SAM)	>90%	<div></div> 100%	SCI, ACF, MHAA
		Coverage of Moderate Acute Malnutrition (MAM)	>90%	<div></div> 100%	
	Health	# of days per week of open clinic	5	<div></div> 0	IRC
		# of hours per day of open clinic	6	<div></div> 0	
		# of patients assisted with consultation	-	0	
		Presence of medical doctor at clinic	Yes	<div></div> No	
	WASH	# of people per functioning latrine	20	<div></div> 58	OXSI
		Liters per person per day (estimate)	>15 liters	<div></div> >15 liters	
		% of HHs receiving WASH consumables for last month	100%	<div></div> 56%	
		Frequency of solid waste disposal	weekly	<div></div> ≤weekly	

Indicators reference

 Target reached
  Partially reached
  Not reached