

CCCM Camp Profile | Nget Chaung 1 Camp

Pauktaw | Rakhine State

Q1 (Jan-Mar 2023)

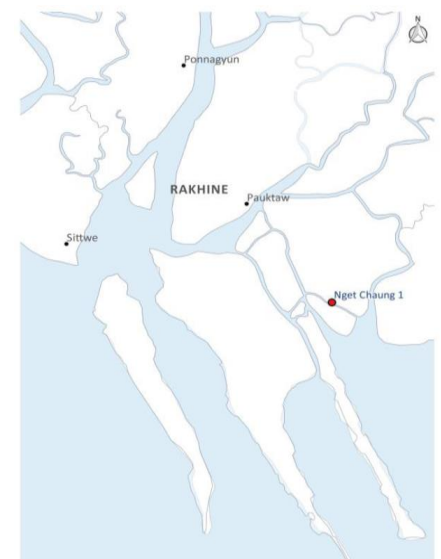
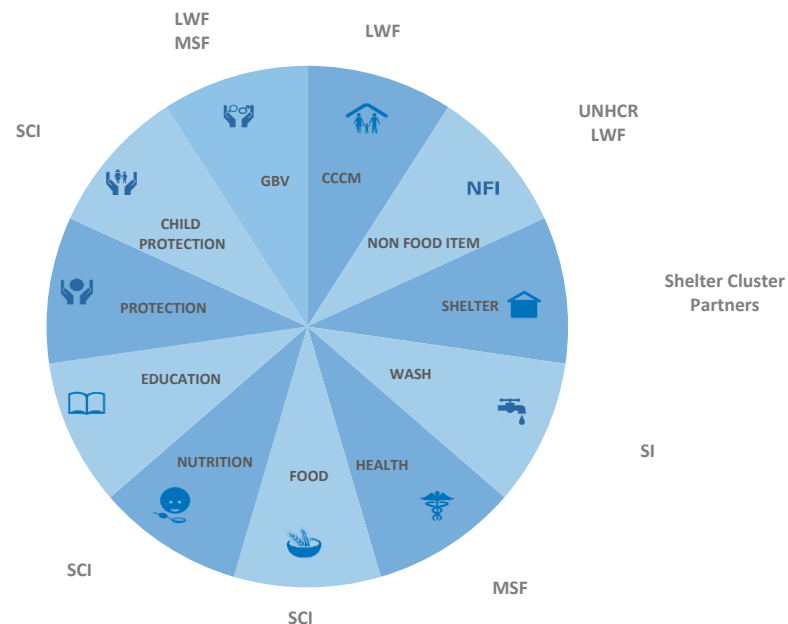
Camp details	Key Figures	Age gender breakdown	Persons with specific needs
Camp Management Agency LWF PCode: MMR012CMP017 Latitude: 20.07752 Longitude: 93.158919 Village Tract: Pon Nar Gyi Village: Cha Eik	<p>People</p> <p>5,089</p> <p>Household</p> <p>1,049</p> <p>Children</p> <p>59%</p> <p>Elderly</p> <p>3%</p>	<p>50% of the IDPs are female</p> <p>2536 2553</p> <p>0 to 5 yrs 608 626</p> <p>06 to 11 yrs 509 480</p> <p>12 to 17 yrs 423 370</p> <p>18 to 25 yrs 322 417</p> <p>26 to 59 yrs 597 586</p> <p>60+ yrs 77 74</p>	<p>19% of individuals have been identified with a vulnerability</p> <p>Persons with serious medical... conditions 0.2%</p> <p>Persons with physical disability 2.1%</p> <p>Persons with mental disability 0.2%</p> <p>Unaccompanied children (<18) 0%</p> <p>Separated children (<18) 0.3%</p> <p>Older persons at risk 2.3%</p> <p>Single headed households 2.3%</p> <p>Pregnant women 1.5%</p> <p>Lactating women 9.6%</p>










Contacts	Overview of Service Provision	Map
----------	-------------------------------	-----

Jacqueline Julca Herrera
National CCCM/Shelter Cluster Coordinator
julca@unhcr.org

Bal Chaudhary
Camp Coordinator
bal.chaudhary@lutheranworld.org

Tin Moe Htwe
Data Management Associate
htwe@unhcr.org



Cluster/Sector		Indicators	Target	Achieved	Service Provider(s)
	CCCM	Average camp area per person	30 m2	<div><div></div></div> 36	LWF
		# of Committees/Community Groups receiving trainings and/or participating in CCCM meetings	-	<div><div></div></div> 7	
		Average # of monthly recreational activities	-	<div><div></div></div> 3	
		Inclusive support group for women's & girls	-	<div><div></div></div> Yes	
		Inclusive support group for youth and adolescent	-	<div><div></div></div> Yes	
		Inclusive support group for elderly	-	<div><div></div></div> Yes	
			Shelter	% of shelter units with 6 persons or less	
% of temporary shelters reconstructed or repaired within the last 2 years	100%			<div><div></div></div> 0%	
NFI	Non Food Item	# of months since last NFI distribution	Annually	<div><div></div></div> 11	UNHCR, LWF
	Education	% of children in TLS who attend more than 75% of school days per month	100%	<div><div></div></div> 98%	LWF, NRC
		Student-volunteer teacher ratio	40:1	<div><div></div></div> 52:1	
	Protection	Presence of a complaints & feedback mechanisms	Yes	<div><div></div></div> Yes	LWF, DRC
		# of PSN who received NFIs (3mths / Cumulative)	-	0	
		Presence of case management system (not SGVB or CP)	Yes	<div><div></div></div> Yes	
	Child Protection	# of children in need benefitting from PSS through activities in CFSs & adolescent programming	-	<div><div></div></div> 20	SCI
		Presence of an on-site child protection service provider	Yes	<div><div></div></div> Yes	
	GBV	Presence of an on-site GBV service provider	Yes	<div><div></div></div> Yes	LWF, MSF
		% of HHs reached by outreach workers	40%	<div><div></div></div> 0%	
		Presence of case management system	Yes	<div><div></div></div> Yes	
	Food	Female participation on FMC (Food Management Committee)	Yes	<div><div></div></div> No	SCI
		% of beneficiaries with access to food aid in the previous 3 months	100%	<div><div></div></div> 100%	
	Nutrition	Coverage of Severe Acute Malnutrition (SAM)	>90%	<div><div></div></div> 100%	SCI
		Coverage of Moderate Acute Malnutrition (MAM)	>90%	<div><div></div></div> 100%	
	Health	# of days per week of open clinic	5	<div><div></div></div> 2	MSF
		# of hours per day of open clinic	6	<div><div></div></div> 4	
		# of patients assisted with consultation	-	936	
		Presence of medical doctor at clinic	Yes	<div><div></div></div> Yes	
	WASH	# of people per functioning latrine	20	<div><div></div></div> 32	SI
		Liters per person per day (estimate)	>15 liters	<div><div></div></div> >15 liters	
		% of HHs receiving WASH consumables for last month	100%	<div><div></div></div> 0%	
		Frequency of solid waste disposal	weekly	<div><div></div></div> ≤weekly	

Indicators reference



Target reached



Partially reached



Not reached