








CCCM Camp Profile | Nget Chaung 1 Camp

Pauktaw | Rakhine State

Q1 (Jan-Mar 2022)

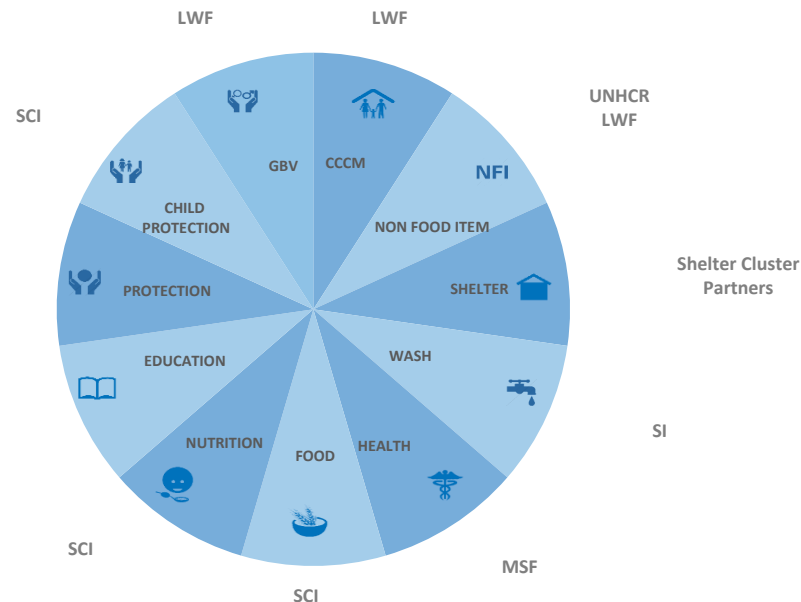
Camp details	Key Figures	Age gender breakdown	Persons with specific needs
Camp Management Agency LWF  PCode: MMR012CMP017 Latitude: 20.07752 Longitude: 93.158919 Village Tract: Pon Nar Gyi Village: Cha Eik	People  5,049 Household  1,076 Children  59% Elderly  3%	50% of the IDPs are female  2502  2547 0 to 5 yrs 627 665 06 to 11 yrs 542 509 12 to 17 yrs 359 283 18 to 25 yrs 306 459 26 to 59 yrs 587 552 60+ yrs 81 79	21% of individuals have been identified with a vulnerability Persons with serious medical... conditions 0.2% Persons with physical disability 2.3% Persons with mental disability 0.2% Unaccompanied children (<18) 0% Separated children (<18) 0.3% Older persons at risk 2.5% Single headed households 1.7% Pregnant women 2.3% Lactating women 11.6%
Contacts	Overview of Service Provision		Map











Jacqueline Julca Herrera
National CCCM/Shelter Cluster Coordinator
julca@unhcr.org

Bal Chaudhary
Camp Coordinator
bal.chaudhary@lutheranworld.org

Tin Moe Htwe
Data Management Associate
htwe@unhcr.org

For ONLINE INTERACTIVE
site profiles, click [here](#)



	Cluster/Sector	Indicators	Target	Achieved	Service Provider(s)	
	CCCM	Average camp area per person	30 m2	<div><div></div></div> 36	LWF	
		# of Committees/Community Groups receiving trainings and/or participating in CCCM meetings	-	<div><div></div></div> 6		
		Average # of monthly recreational activities	-	<div><div></div></div> 15		
		Inclusive support group for women's & girls	-	<div><div></div></div> Yes		
		Inclusive support group for youth and adolescent	-	<div><div></div></div> Yes		
		Inclusive support group for elderly	-	<div><div></div></div> Yes		
	Shelter	% of shelter units with 6 persons or less	100%	<div><div></div></div> 60%	Shelter Cluster Partners	
		% of temporary shelters reconstructed or repaired within the last 2 years	100%	<div><div></div></div> 0%		
	NFI	Non Food Item	# of months since last NFI distribution	Annually	<div><div></div></div> 14	UNHCR, LWF
	Education	% of children in TLS who attend more than 75% of school days per month	100%	<div><div></div></div> 86%	LWF, NRC	
		Student-volunteer teacher ratio	40:1	<div><div></div></div> 48:1		
	Protection	Presence of a complaints & feedback mechanisms	Yes	<div><div></div></div> Yes	LWF, DRC	
		# of PSN who received NFIs (3mths / Cumulative)	-	0		
		Presence of case management system (not SGVB or CP)	Yes	<div><div></div></div> Yes		
	Child Protection	# of children in need benefitting from PSS through activities in CFSs & adolescent programming	-	<div><div></div></div> 0	SCI	
		Presence of an on-site child protection service provider	Yes	<div><div></div></div> No		
	GBV	Presence of an on-site GBV service provider	Yes	<div><div></div></div> Yes	LWF	
		% of HHs reached by outreach workers	40%	<div><div></div></div> 25%		
		Presence of case management system	Yes	<div><div></div></div> Yes		
	Food	Female participation on FMC (Food Management Committee)	Yes	<div><div></div></div> Yes	SCI	
		% of households with access to food aid in the previous 3 months	100%	<div><div></div></div> 67%		
	Nutrition	Coverage of Severe Acute Malnutrition (SAM)	>90%	<div><div></div></div> 100%	SCI	
		Coverage of Moderate Acute Malnutrition (MAM)	>90%	<div><div></div></div> 100%		
	Health	# of days per week of open clinic	5	<div><div></div></div> 2	MSF	
		# of hours per day of open clinic	6	<div><div></div></div> 4		
		# of patients assisted with consultation	-	2509		
		Presence of medical doctor at clinic	Yes	<div><div></div></div> Yes		
	WASH	# of people per functioning latrine	20	<div><div></div></div> 35	SI	
		Liters per person per day (estimate)	>15 liters	<div><div></div></div> >7.5 < 15 liters		
		% of HHs receiving WASH consumables for last month	100%	<div><div></div></div> 100%		
		Frequency of solid waste disposal	weekly	<div><div></div></div> ≤weekly		

Indicators reference



Target reached



Partially reached



Not reached