














CCCM Camp Profile | Taung Paw Camp

Myebon | Rakhine State

Q3 (Jul-Sep 2021)

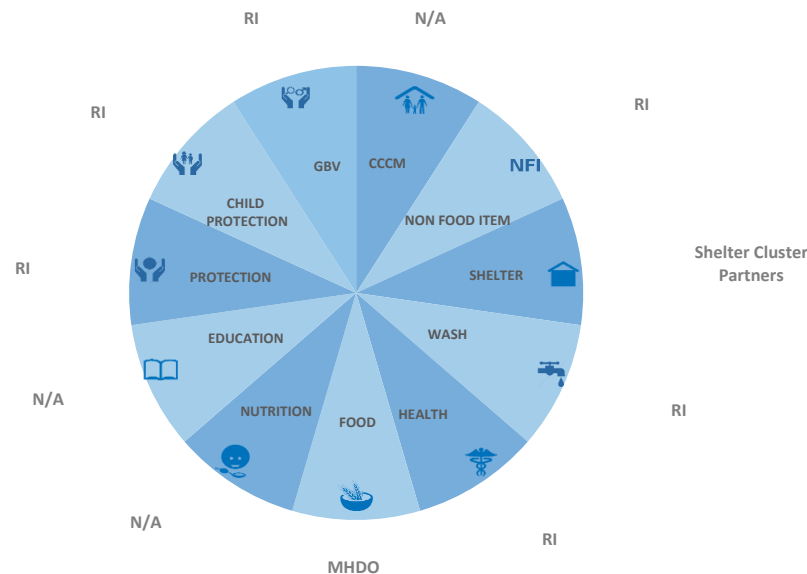
Camp details	Key Figures	Age gender breakdown	Persons with specific needs
Camp Management Agency RI 	People  3,548	52% of the IDPs are female  1715  1833	10% of individuals have been identified with a vulnerability
PCode: MMR012CMP014	Household  784	0 to 5 yrs 248  221	Persons with serious medical conditions 3.6%
Latitude: 20.037655	Children  47%	06 to 11 yrs 286  283	Persons with physical disability 3.8%
Longitude: 93.370038	Elderly  5%	12 to 17 yrs 288  333	Persons with mental disability 0%
Village Tract: Ah Ngu		18 to 25 yrs 314  387	Unaccompanied children (<18) 0%
Village: Pyin Taw Che		26 to 59 yrs 476  536	Separated children (<18) 0%
		60+ yrs 103  73	Older persons at risk 0%
			Single headed households 0.7%
			Pregnant women 1.5%
			Lactating women 0.1%
Contacts	Overview of Service Provision		Map

Jacqueline Julca Herrera
Senior Coordination Officer (Shelter/CCCM)
julca@unhcr.org

Travis Wesley Lyon
CCCM/Shelter Officer
lyon@unhcr.org

Tin Moe Htwe
Data Management Associate
htwe@unhcr.org

For ONLINE INTERACTIVE
site profiles, click [here](#)



Cluster/Sector	Indicators	Target	Achieved	Service Provider(s)		
	CCCM	Average camp area per person	30 m2	<div><div></div></div> 15	N/A	
		# of Committees/Community Groups receiving trainings and/or participating in CCCM meetings	-	<div><div></div></div> 6		
		Average # of monthly recreational activities	-	<div><div></div></div> 0		
		Inclusive support group for women's & girls	-	<div><div></div></div> Yes		
		Inclusive support group for youth and adolescent	-	<div><div></div></div> Yes		
		Inclusive support group for elderly	-	<div><div></div></div> Yes		
	Shelter	% of shelter units with 6 persons or less	100%	<div><div></div></div> 0%	Shelter Cluster Partners	
		% of temporary shelters reconstructed or repaired within the last 2 years	100%	<div><div></div></div> 100%		
	NFI	Non Food Item	# of months since last NFI distribution	Annually	<div><div></div></div> 2	RI
	Education	% of children in TLS who attend more than 75% of school days per month	100%	<div><div></div></div> 0%	N/A	
		Student-volunteer teacher ratio	40:1	<div><div></div></div> 0:1		
	Protection	Presence of a complaints & feedback mechanisms	Yes	<div><div></div></div> Yes	RI	
		# of PSN who received NFIs (3mths / Cumulative)	-	84		
		Presence of case management system (not SGVB or CP)	Yes	<div><div></div></div> Yes		
	Child Protection	# of children in need benefitting from PSS through activities in CFSs & adolescent programming	-	<div><div></div></div> 99	RI	
		Presence of an on-site child protection service provider	Yes	<div><div></div></div> Yes		
	GBV	Presence of an on-site GBV service provider	Yes	<div><div></div></div> Yes	RI	
		% of HHs reached by outreach workers	40%	<div><div></div></div> 10%		
		Presence of case management system	Yes	<div><div></div></div> Yes		
	Food	Female participation on FMC (Food Management Committee)	Yes	<div><div></div></div> Sometimes	MHDO	
		% of households with access to food aid in the previous 3 months	100%	<div><div></div></div> 100%		
	Nutrition	Coverage of Severe Acute Malnutrition (SAM)	>90%	<div><div></div></div> 100%	N/A	
		Coverage of Moderate Acute Malnutrition (MAM)	>90%	<div><div></div></div> 0%		
	Health	# of days per week of open clinic	5	<div><div></div></div> 2	RI	
		# of hours per day of open clinic	6	<div><div></div></div> 3		
		# of patients assisted with consultation	-	970		
		Presence of medical doctor at clinic	Yes	<div><div></div></div> Yes		
	WASH	# of people per functioning latrine	20	<div><div></div></div> 20	RI	
		Liters per person per day (estimate)	>15 liters	<div><div></div></div> >15 liters		
		% of HHs receiving WASH consumables for last month	100%	<div><div></div></div> 100%		
		Frequency of solid waste disposal	weekly	<div><div></div></div> ≤weekly		

Indicators reference



Target reached



Partially reached



Not reached