


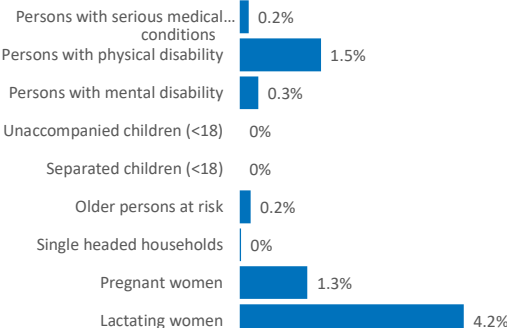



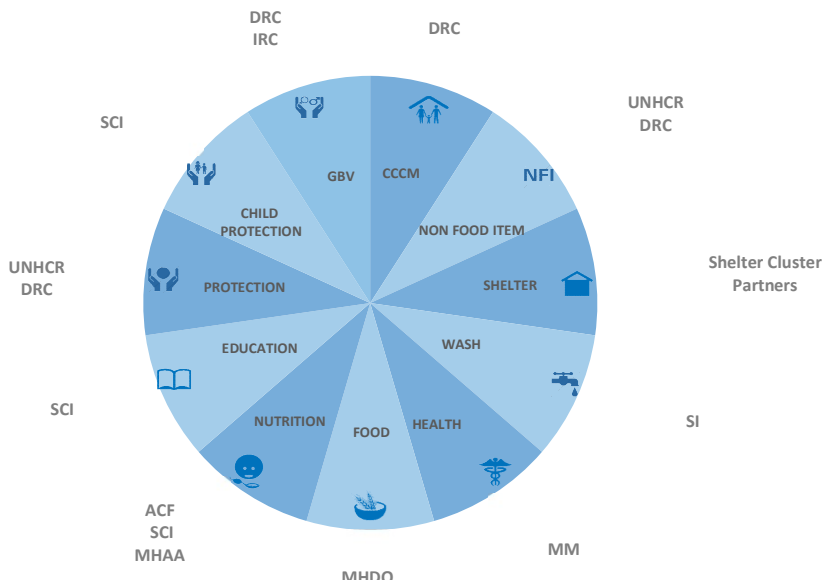
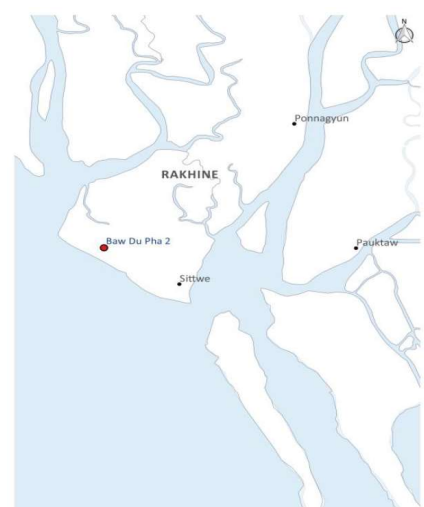


CCCM Camp Profile | Baw Du Pha 2 Camp

Sittwe | Rakhine State

Q2 (Apr-Jun 2021)

Camp details	Key Figures	Age gender breakdown	Persons with specific needs
Camp Management Agency DRC 	People  8,414	50% of the IDPs are female 	8% of individuals have been identified with a vulnerability 
PCode: MMR012CMP114	Household  1,346	0 to 5 yrs 772 4166 843 4248	
Latitude: 20.181406		06 to 11 yrs 748 737	
Longitude: 92.807552	Children  51%	12 to 17 yrs 649 562	
Village Tract: Khaung Doke Kar		18 to 25 yrs 838 939	
Village: Baw Du Hpa	Elderly  4%	26 to 59 yrs 1002 1010	
		60+ yrs 157 157	

Contacts	Overview of Service Provision	Map
Jacqueline Julca Herrera Senior Coordination Officer (Shelter/CCCM) julca@unhcr.org		
Remo Fambri CCCM/Shelter Officer fambri@unhcr.org		
Tin Moe Htwe Data Management Associate htwe@unhcr.org		
For ONLINE INTERACTIVE site profiles, click here		

	Cluster/Sector	Indicators	Target	Achieved	Service Provider(s)
	CCCM	Average camp area per person	30 m2	<div><div></div>15</div>	DRC
		# of Committees/Community Groups receiving trainings and/or participating in CCCM meetings	-	<div><div></div>3</div>	
		Average # of monthly recreational activities	-	<div><div></div>2</div>	
		Inclusive support group for women's & girls	-	<div><div></div>Yes</div>	
		Inclusive support group for youth and adolescent	-	<div><div></div>Yes</div>	
		Inclusive support group for elderly	-	<div><div></div>Yes</div>	
	Shelter	% of shelter units with 6 persons or less	100%	<div><div></div>60%</div>	Shelter Cluster Partners
		% of temporary shelters reconstructed or repaired within the last 2 years	100%	<div><div></div>60%</div>	
NFI	Non Food Item	# of months since last NFI distribution	Annually	<div><div></div>1</div>	UNHCR, DRC
	Education	% of children in TLS who attend more than 75% of school days per month	100%	<div><div></div>46%</div>	SCI
		Student-volunteer teacher ratio	40:1	<div><div></div>35:1</div>	
	Protection	Presence of a complaints & feedback mechanisms	Yes	<div><div></div>Yes</div>	UNHCR, DRC
		# of PSN who received NFIs (3mths / Cumulative)	-	<div><div></div>0</div>	
		Presence of case management system (not SGVB or CP)	Yes	<div><div></div>Yes</div>	
	Child Protection	# of children in need benefitting from PSS through activities in CFSs & adolescent programming	-	<div><div></div>22</div>	SCI
		Presence of an on-site child protection service provider	Yes	<div><div></div>Yes</div>	
	GBV	Presence of an on-site GBV service provider	Yes	<div><div></div>Yes</div>	DRC, IRC
		% of HHs reached by outreach workers	40%	<div><div></div>34%</div>	
		Presence of case management system	Yes	<div><div></div>Yes</div>	
	Food	Female participation on FMC (Food Management Committee)	Yes	<div><div></div>Yes</div>	MHDO
		% of households with access to food aid in the previous 3 months	100%	<div><div></div>100%</div>	
	Nutrition	Coverage of Severe Acute Malnutrition (SAM)	>90%	<div><div></div>100%</div>	ACF, SCI, MHAA
		Coverage of Moderate Acute Malnutrition (MAM)	>90%	<div><div></div>100%</div>	
	Health	# of days per week of open clinic	5	<div><div></div>1</div>	MM
		# of hours per day of open clinic	6	<div><div></div>7</div>	
		# of patients assisted with consultation	-	<div><div></div>709</div>	
		Presence of medical doctor at clinic	Yes	<div><div></div>Yes</div>	
	WASH	# of people per functioning latrine	20	<div><div></div>40</div>	SI
		Liters per person per day (estimate)	>15 liters	<div><div></div>>15 liters</div>	
		% of HHs receiving WASH consumables for last month	100%	<div><div></div>97%</div>	
		Frequency of solid waste disposal	weekly	<div><div></div>≤weekly</div>	

Indicators reference



Target reached



Partially reached



Not reached